

Dust filter cartridge

115 NZ/NZC

Ø 115 mm, Rd 60x4, clean or raw gas side installation

1. Features

Star-pleated Filtration Group dust filter cartridges are used to separate very fine particles from gases. The gas flows inward through the cartridge and is discharged via the open end cap on the top. In combination with the Filtration Group MJD cleaning unit (pressure cleaning with a multi-jet nozzle), this filter cartridge provides an efficient solution in exceptionally challenging environments. This is also supported by a special method of element pleat stabilisation. Regular, extensive material and performance tests are the key to the consistently high quality of Filtration Group dust cartridges. A team of dedicated engineers in our applications department and modern development laboratories constantly endeavour to mature and perfect our products. Applications tests both on the customer's side and in our own facilities form the backbone of affordable and reliable products.

Characteristics

- High loading capacity
- Good cleaning properties
- High stability
- Installation on the clean or raw gas side
- Universally suitable
- Secured operation
- Large filter surface
- Optimized filter media
- Optimized energy efficiency
- Worldwide distribution



2. Technical Data

Materials

Inner core:	Galvanized steel (standard) or stainless steel V4A (1.4571/AISI 316)
End caps:	Galvanized steel (standard) or stainless steel V4A (1.4571/AISI 316)
Seal:	self-adhesive needle felt
Filter media:	Ti 07/1 - Electrostatic conductive polyester fleece with PTFE membrane Ti 08 - Electrostatic conductive polyester fleece Ti 15 - Polyester fleece other media on request

Cleaning

Nozzle:	Multi jet nozzle G3/8
Cleaning pressure:	6 bar (max. 7 bar)
Differential pressure:	max. 18 mbar
Compressed air consumption per cleaning pulse:	9 l (fad)
Compressed air reservoir capacity:	max. 2 l per filter cartridge/cleaning pulse

Technical data is subject to change without notice!

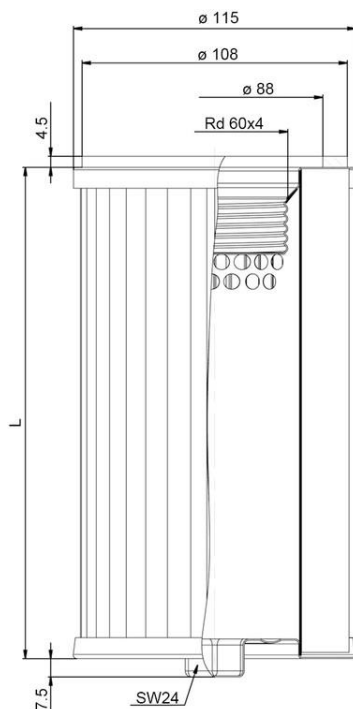
3. Type number key, description and dimensions

3.1 Type number key

Type						
	Series					
		Filter material				
			Filter surface			
				Material		
					Design	
852	625	Ti 07/1	-0.8	V4A	Band	Example

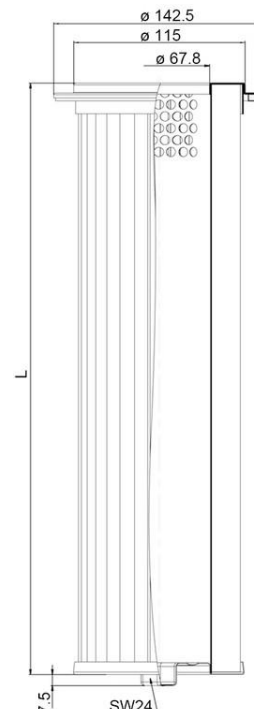
3.2 Description 115 NZ raw gas side

The dust filter cartridge has a closed bottom end cap with a hexagon bolt. It will be raw gas side mounted within a thread Rd 60x4. The dust filter cartridge will be pulled with a hexagon key with 15 Nm against the filter plate. During the mounting you have to take care, that the thread adapter will be mounted central on the filter plate, so that it fits perfect into the Rd 60x4 thread of the cartridge. We recommend cleaning the dust filter cartridge with the MAHLE multi-jet nozzle .



3.3 Description 115 NZC clean gas side

The dust filter cartridge has a closed bottom end cap. It will be clean gas side mounted and fixed with holding down clamps on top of the cartridge. During the mounting you have to take care, that the dust filter cartridge will be mounted central into the filter plate, so that the clamps can hold down the cartridge in a perfect way. We recommend cleaning the dust filter cartridge with the MAHLE multi-jet nozzle.



3.4 NZ Dimensions					
Type designation	Length L [mm]	Filter surface [m²]	Max. vol. flow * [m³/h]	Start pressure loss** [Pa]	Max. operating temperature*** [°C]
852 656 Ti ...	200	0.25	25.5	> 250	100 (standard)
852 623 Ti ...	300	0.40	41.0		
852 624 Ti ...	400	0.3/0.5	51.0		
852 625 Ti ...	600	0.8/1.0	81.0		
852 626 Ti ...	1000	1.3/1.65	130.0		

3.5 NZC Dimensions					
Type designation	Length L [mm]	Filter surface [m²]	Max. vol. flow* [m³/h]	Start pressure loss** [Pa]	Max. operating temperature*** [°C]
852 766 Ti ...	600	0.80	81.0	> 250	100 (Standard)
852 767 Ti ...	1000	1.3/1.65	130.0		
852 633 Ti ...	1200	1.5/2.1	215.0		

Several filter media are available for filter elements (see data sheet filter media).

* Depending on the air to media ratio of 1.7 m³/m² min

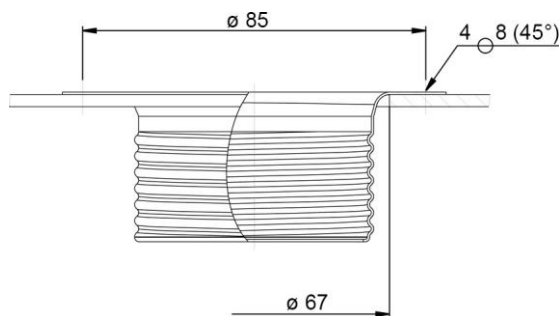
** Depending on volume flow and filter media

*** Depending on media/materials, higher temperature ranges on request

4. Installation

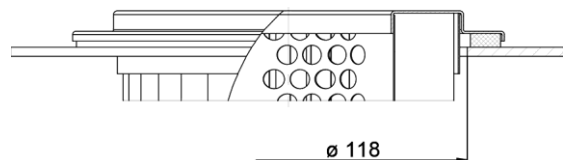
4.1 Raw gas side installation

The dust filter cartridge can be mounted on and dismantled from the filter plate using the Rd 60x4 thread adapter - no tools required (tightening torque max. 15 Nm). A hole with a diameter of 67 mm must be drilled in the filter plate in order to mount the thread adapter. The thread adapter should be spot-welded to the filter plate as shown in the drawing. Various adapters are available for installation on the cleaned side or for mating with Rd 72x5 or Rd 74x4 round threads.



4.2 Clean gas side installation

The dust filter cartridge is fastened to the filter plate on the cleaned side by use of holding down clamps. The cartridge will be put from the clean gas side through the hole in the filter plate into the raw gas side. To protect the pleats against the filter plate, there is a metal ring (approx. 16 mm high) glued into the end cap. We recommend cleaning the dust filter cartridge with the MAHLE multi-jet nozzle. Recommended diameter of the hole in the filter plate for clean gas side mounting is 118 mm.



5. Accessories

Order number	Designation
77834195	Thread adapter Rd 60x4 1.4571
77834187	Thread adapter Rd 60x4 evzk
79325234	Nozzle-M12 3/8 stainless steel
76360275	Nozzle-M12 3/8 Alu
79741232	MJD-12 00 ROH A1
76925655	MJD-12 00 REIN A1
70375835	MJD-12 00 ROH V2

6. Cleaning

We recommend cleaning the dust filter cartridge with the Filtration Group multi-jet nozzle. The optimized geometry of the multi-jet nozzle guarantees excellent cleaning results with a significantly lower noise level.

The multi-jet nozzle is available from Filtration Group in aluminium or stainless steel. It can also be purchased as part of the Filtration Group MJD cleaning unit, comprising the nozzle, a stirrup and various small assembly components. The stirrup maintains an optimum distance from the cartridge to ensure maximum cleaning efficiency.



7. Design

Please contact us for detailed technical information, any open questions and for general expert advice. Completion of the relevant questionnaire would facilitate in the coordination of all important parameters.

Comprehensive documentation on our product range, cleaning units and cartridges can be provided.

Filtration Group GmbH
Schleifbachweg 45
D-74613 Öhringen
Phone +49 7941 6466-0
Fax +49 7941 6466-429
industrial.sales@filtrationgroup.com
industrial.filtrationgroup.com
70562981.03/2020